

THE EXPERT'S VOICE® IN DEVELOPMENT

# Iterating Infusion

Clearer Views of Objects, Classes, and Systems

Greg Anthony

Apress®

Copyrighted material

## ***Iterating Infusion: Clearer Views of Objects, Classes, and Systems***

Copyright © 2012 by Greg Anthony

Originally published by Apress in 2012

This work is subject to copyright. All rights are reserved by the Publisher, whether the whole or part of the material is concerned, specifically the rights of translation, reprinting, reuse of illustrations, recitation, broadcasting, reproduction on microfilms or in any other physical way, and transmission or information storage and retrieval, electronic adaptation, computer software, or by similar or dissimilar methodology now known or hereafter developed. Exempted from this legal reservation are brief excerpts in connection with reviews or scholarly analysis or material supplied specifically for the purpose of being entered and executed on a computer system, for exclusive use by the purchaser of the work. Duplication of this publication or parts thereof is permitted only under the provisions of the Copyright Law of the Publisher's location, in its current version, and permission for use must always be obtained from Springer. Permissions for use may be obtained through RightsLink at the Copyright Clearance Center. Violations are liable to prosecution under the respective Copyright Law.

ISBN 978-1-4302-5104-0      ISBN 978-1-4302-5105-7 (eBook)

DOI 10.1007/978-1-4302-5105-7

Trademarked names, logos, and images may appear in this book. Rather than use a trademark symbol with every occurrence of a trademarked name, logo, or image we use the names, logos, and images only in an editorial fashion and to the benefit of the trademark owner, with no intention of infringement of the trademark.

The use in this publication of trade names, trademarks, service marks, and similar terms, even if they are not identified as such, is not to be taken as an expression of opinion as to whether or not they are subject to proprietary rights.

While the advice and information in this book are believed to be true and accurate at the date of publication, neither the authors nor the editors nor the publisher can accept any legal responsibility for any errors or omissions that may be made. The publisher makes no warranty, express or implied, with respect to the material contained herein.

President and Publisher: Paul Manning

Lead Editor and Technical Reviewer: Jonathan Hassell

Editorial Board: Steve Anglin, Mark Beckner, Ewan Buckingham, Gary Cornell, Louise Corrigan, Morgan Ertel, Jonathan Gennick, Jonathan Hassell, Robert Hutchinson, Michelle Lowman, James Markham, Matthew Moodie, Jeff Olson, Jeffrey Pepper, Douglas Pundick, Ben Renow-Clarke, Dominic Shakeshaft, Gwenan Spearing, Matt Wade, Tom Welsh

Coordinating Editor: Kari Brooks-Copony

Copy Editor: Elizabeth Berry

Compositor: Kinetic Publishing Services, LLC

Indexer: Brenda Miller

Artist: Kinetic Publishing Services, LLC

Cover Designer: Anna Ishchenko

Distributed to the book trade worldwide by Springer Science+Business Media New York, 233 Spring Street, 6th Floor, New York, NY 10013. Phone 1-800-SPRINGER, fax (201) 348-4505, e-mail [orders-ny@springer-sbm.com](mailto:orders-ny@springer-sbm.com), or visit [www.springeronline.com](http://www.springeronline.com). Apress Media, LLC is a California LLC and the sole member (owner) is Springer Science + Business Media Finance Inc (SSBM Finance Inc). SSBM Finance Inc is a Delaware corporation.

For information on translations, please e-mail [rights@apress.com](mailto:rights@apress.com), or visit [www.apress.com](http://www.apress.com).

Apress and friends of ED books may be purchased in bulk for academic, corporate, or promotional use. eBook versions and licenses are also available for most titles. For more information, reference our Special Bulk Sales–eBook Licensing web page at [www.apress.com/bulk-sales](http://www.apress.com/bulk-sales).

Any source code or other supplementary materials referenced by the author in this text is available to readers at [www.apress.com](http://www.apress.com). For detailed information about how to locate your book's source code, go to [www.apress.com/source-code/](http://www.apress.com/source-code/).

# Contents at a Glance

Preface .....	ix
About the Author .....	xiii
Introduction .....	xv

## **PART I ■ ■ ■ Whole Consistency**

<b>CHAPTER ONE</b>	Orientation .....	3
<b>CHAPTER TWO</b>	Bi-design.....	25
<b>CHAPTER THREE</b>	Untangled Web .....	45

## **PART II ■ ■ ■ Derived Simplicity**

<b>CHAPTER FOUR</b>	x = Why .....	71
<b>CHAPTER FIVE</b>	Live and Unscripted .....	87

<b>CONCLUSION</b> .....	123
<b>APPENDIX A</b> .....	129
<b>APPENDIX B</b> .....	143
<b>APPENDIX C</b> .....	151
<b>DATA-ORIENTED DICTIONARY</b> .....	153
<b>INDEX</b> .....	179

# Contents

Preface .....	ix
About the Author .....	xiii
Introduction .....	xv

## PART I ■ ■ ■ Whole Consistency

■ CHAPTER ONE	<b>Orientation</b> .....	3
	Some Other Ramifications .....	3
	Related to Programming .....	5
	Some Languages .....	11
	Some Hardware and Software Manufacturers .....	20
	Some Other Languages .....	21
	Incremental Adaptation .....	23
■ CHAPTER TWO	<b>Bi-design</b> .....	25
	Analyzing .....	25
	Designing .....	28
	Mechanism Characteristics .....	29
	Network Characteristics .....	34
	Applying Philosophy .....	35
	Very Broad Philosophy .....	42
	General Recommendation .....	44
■ CHAPTER THREE	<b>Untangled Web</b> .....	45
	Overall Processing Flows .....	45
	Keyboard-Only Interaction .....	45
	Visual Object Interaction .....	49
	Network Browsers .....	52
	Just Text and Pictures .....	52
	Added Interaction and Manageability .....	55

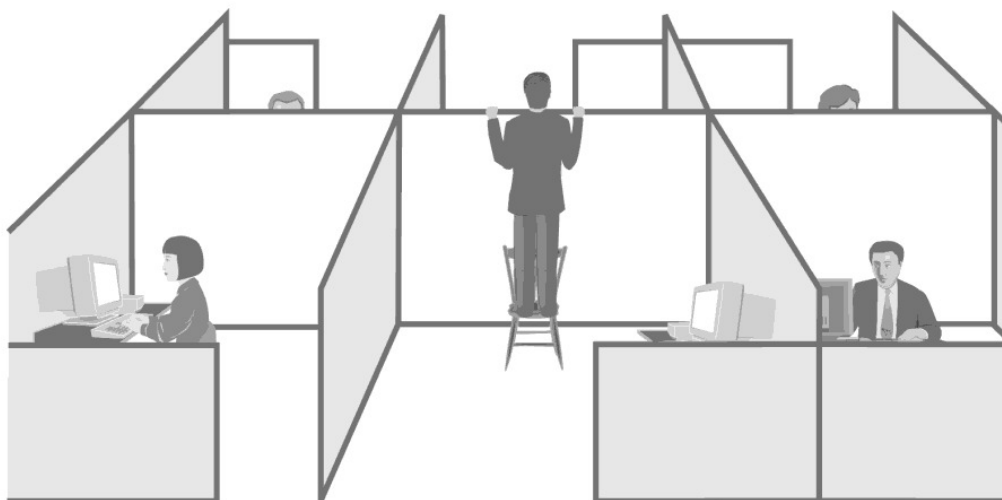
Network Site Servers .....	57
More Java .....	57
Storage Interaction .....	59
Preprocessing for Variability .....	59
Variable Markup .....	60
Storage Interaction with a New Subcontext .....	62
Standardized Objects .....	63
Much More Java .....	63
Standardized Distributed Objects .....	64
Server Processing Reorganization .....	65
The Foundation .....	65
Building on Management .....	66
Refinement .....	67
Visual Object Implementation in a New Context .....	67
The Variety of Syntax .....	68

## PART II ■ ■ ■ **Derived Simplicity**

■ <b>CHAPTER FOUR</b> <b>x = Why</b> .....	71
Function Set Network Representation .....	71
Syntax .....	71
Identification Notation .....	76
Shorthand .....	76
Name Notation .....	77
Common Examples .....	78
Resulting General Observations .....	83
Database Representation .....	84
Syntax .....	84
Shorthand .....	85
Resulting General Observations .....	85
Interaction Algebra II .....	85
■ <b>CHAPTER FIVE</b> <b>Live and Unscripted</b> .....	87
More Data Orientation .....	87
Data Relationship Management .....	89
Direct Effects on Programming .....	90
A Dream Language .....	91
Syntax of D .....	92
General Formats .....	93
Set Definitions .....	95

Fundamental Body Statement .....	96
Major Definitions (Header Statements) .....	96
Minor Definitions (Body Statements) .....	98
Interval Orientation .....	110
Aspect Orientation .....	115
Reserved Words .....	117
An Example of D .....	118
Possible D Design Stages .....	120
<b>Conclusion</b> .....	123
Reading Recommendations .....	124
Orientation .....	124
Bi-design .....	125
Untangled Web .....	126
<b>APPENDIX A</b> .....	129
Syntax of Descript .....	129
General Formats .....	129
Management Definitions .....	130
Major Definitions (Header Statements) .....	130
Body Statements .....	131
Interval Orientation .....	136
Aspect Orientation .....	139
Reserved Words .....	140
<b>APPENDIX B</b> .....	143
Syntax of Desc .....	143
Reserved Words .....	144
An Example of Desc .....	147
<b>APPENDIX C</b> .....	151
Procedure-Oriented to Data-Oriented Translation Key .....	151
Concepts .....	151
Keyphrases .....	152
<b>DATA-ORIENTED DICTIONARY</b> .....	153
<b>INDEX</b> .....	179

# Preface



**T**his book is directly aimed to eliminate exhausting amounts of frustration in getting to know and working with software objects in the most effective ways. It is concise and broad—and definitely *not* simplistic—specifically to strengthen each reader’s object-oriented mentality and to mentally solidify individual pieces of information. This is because conciseness is more compatible with memory, and broadness is more compatible with understanding.

Very often, a book must be read once, just to get a general feeling for it; then, most or all of it must be read a second time to begin to thoroughly absorb the details. That’s because each layer of the subject has been broken up into completely separate pieces of the book, which go from the most general to the most specific information for each aspect. As a result, the reader doesn’t know much about the overall structure and, therefore, doesn’t know how the details fit into it.

This book uses the strategy of hierarchic conveyance of information—explaining the most important components and how they relate to each other, then demonstrating how the next most important components fit with the structure that has been established, and continuing to build a solid mentality in that manner, including making recommendations for further reading for further details. With a mental structure established, the details can be taken in more individually, with the objective of directly understanding individual functionality. And the other recommended books effectively cover multiple views of the same

topics; multiple views of any topic *intersect* in a strong overall feeling for it. But other books can be recommended for only Part I of this book, because Part II advances to places where no other books go.

This book is driven by the fact that *accuracy*—consistently aligned mentality—has fundamental and far-reaching benefits for beginners and veterans alike. Being accurate translates into not cutting important corners, which translates into eliminating holes at all levels of designs, causing them to flow *much* more smoothly. The end result is developers' *power* over the software. After all, the entire object-oriented concept is *based on* clarity. It's based on a flow of *thinking*. And it's the flow that provides something extra. This is a parallel to the fact that aligned molecules produce a flow of energy that provides a magnetic force.

The explanations of this book leverage both straightforward logic and significant new points of view to establish consistent orientation at all levels, eliminate bottlenecks in thinking and development, and create a *single feel* for the spectrum of object orientation. This is an example of the fact that consistency in any endeavor eliminates complication. This book was specifically written *across* concepts of object orientation, in order to establish *context* for any focus. It explains some concepts and uses some vocabulary as other explanations don't, allowing it to tie everything together as other explanations can't. Especially for a subject like this, having a clear mentality for all of its ramifications, all at the same time, is integral to real success. Without that, it's possible to make things *work*, but they're then far from optimal. Having a clear mentality frees developers to concentrate their efforts on the most effective solutions for each situation.

This book draws simple parallels between aspects of the entire development process. Its explanations make other explanations easier to understand, *explicitly* providing the cohesion and intuition that they don't. Also, it addresses explicitly points and concepts that are commonly perceived only vaguely. Further, it introduces comprehensive tools to best manage and work with object orientation; these actually further clarify the characteristics of software and its development. All of this is immediately very useful to every member of any software development team, at every level of responsibility. And the fact that it's fundamentally easier to understand and manage systems through these approaches will make them extremely valuable industrywide.

With a strong mentality, training requirements are much less of an impediment to choosing the best technology for the job at hand. The task is not about what exactly the team members (and potential team members) have done before. It's not about making the problem fit the solution. And it's not about just rolling the dice and doing what's trendy. It's about the practical ability to jump into a project and learn just the relevant details, at every level, very quickly; this is a parallel to the concept of a class structure and its extensions. More fundamentally, it applies to unobstructed mentality and directed checklists, working together to achieve optimal productivity. It's ultimately an extension of the principle that mental flexibility enables the best systems. Straightforward actions are just as helpful to developers as they are to users; further, straightforward mentality allows developers to continually and comprehensively relate to users—which enables the best systems.

Now, explaining it in one paragraph doesn't do it any kind of justice, but *iterating infusion* describes the fact that any system has multiple coexisting levels and that, repeatedly,



separate but compatible technologies are brought together to create advancements. These can be baby-steps or leaps, with little more effort or even less effort. In more general terms, the same thing in a different context can take on much more power. And, actually, this phenomenon is at the heart of object-oriented software.

## Organization of This Book

*Iterating Infusion* has a comprehensive introduction and five chapters in two parts, each feeding the next, building to the last. It is highly recommended that all be read, in order, by any audience. Skimming or skipping around is not nearly as effective. It's the entire book that demonstrates iterating infusion, a phenomenon that is independent of the subjects that are examined explicitly.

The first segment of the book, “Introduction”, is crucial to the book as a whole. It's actually a set of introductions, one for each part of the book, all in one place. With this device, the course through the entire book is made immediately thoroughly familiar.

Part I, “Whole Consistency”, contains the following:

- **Chapter One, Orientation: Comparisons Among Objects and Structures**, presents basic object-oriented concepts in the context of more traditional views. It addresses designing and programming properties and common language syntax—tools provided to significantly ease further study.
- **Chapter Two, Bi-design: Object-Oriented Designing Strategies**, is very much geared to a designing mind-set. It breaks down characteristics of object-oriented systems and discusses strategies for gaining control of the overall development effort.
- **Chapter Three, Untangled Web: The Evolution of an Enterprise-Level Design**, lays out a very common example of how a framework of devices and classes evolves to accommodate a specific need. It ties together the previous abstract points concretely.

Part II, “Derived Simplicity”, consists of the following:

- **Chapter Four,  $x = \text{Why}$ : Interaction Algebra for Analyzing and Designing**, explains a specialized mathematically-based notation for describing object interactions. This highly structured technique helps to eliminate design holes and illuminate characteristics of object relationships, both general and specific.
- **Chapter Five, Live and Unscripted: Object Animation, a Clearer View of Automation**, establishes a revolutionarily simpler view of all software, especially object-oriented, and delineates a different *type* of software language—data oriented, as opposed to extended procedure oriented—that is derived from that view and fundamentally serves development.

Finally, the “Conclusion” element is a very brief wrap-up. It clearly demonstrates how much simpler and more advanced software development is with the understandings that the rest of the book provides.

Also, this book uses visual techniques that are specifically designed to best reinforce conveyance. First and foremost, it presents each diagram *before* the text that applies to it. This arrangement fosters mental focus, as opposed to trailing diagrams, which, ultimately, only tame scattered thoughts. Because of the common parallel, this technique is called “picture captioning”. Next, the book throws a “spotlight” on key points, in a bordered box with a different font, immediately following the paragraph in which the point appears. Last, it rearranges series of related information each into a list, immediately following the paragraph in which the series appears. Additionally, it employs all of these visual attributes in shades of gray, to contrast with the black text, for extra visual dimension.

### A HELPFUL REMINDER

It should be kept in mind that many books, including the titles recommended by this one, have code examples that can be fundamentally difficult to follow, in at least three ways.

First, most of them don’t have any degree of explanation of the code until after it, even to explain the basic functionality of other code that the example *uses*. They unfortunately don’t employ the technique of “telegraphing”—that is, explaining the basic flow of the example, then showing the code, and then explaining it in detail. An effect of this is that interpreting the code can have a lot of gaps. In reading untelegraphed code, skipping to the explanation and referencing the code along the way is the quickest way to understanding the example.

Second, many complex examples present the code in fragments, between sets of explanation text, with very little visual assistance. These fragments are from both the same class and differing classes, again with very little visual differentiation. Even something as simple as separation lines between the text and the code, and a note-font class name header for each fragment, help to make all of the parts immediately distinctive. This has an effect of losing conveyance of the organization of the code—the whole point of object orientation. The only compensation for this is reviewing the example, mentally combining the fragments in the appropriate ways.

And third, some of the examples ultimately seem functionally pointless, specifically because they use hard-coded values in places where variables make more sense. They do this, of course, to make the examples shorter—not requiring database access—but they usually don’t mention it; an effect is that actual purpose is not conveyed. They could refer to variables that they explain come from an unseen database access, but they often don’t. In these cases, a mental substitution of variables from a database helps to establish purpose.

# About the Author

■ **GREG ANTHONY** is a near-lifelong systems analyst who has been designing and programming software since he was 8 years of age, professionally since he was 12. In over 15 years, he has worked in all areas of development and systems management, often as a consultant, in environments from PC to mid-range to mainframe, and in industries including finance, insurance, retail, and transportation.

Throughout his career, he has also created utilities of all sizes to automate development tasks, especially code generators (fourth-generation tools), code analyzers (diagnostic tools), version-control facilities, and system software interface redesigns, enabling both extreme user friendliness and extreme efficiency—in both execution and development.

He is an alumnus of the Johns Hopkins University's Center for Talented Youth, the landmark organization for gifted children 8 to 18. He has compiled interlocking philosophies mostly through independent studying and experimentation. And his ability to explain things in plain language, and in many ways, has taken him from tutoring to training to dedicated writing.

# Introduction

This is a comprehensive introduction to each part of the book, preceded by a very brief history, for complete context.

## A Very Brief History

Computer software development has been occurring for decades. Everyone knows that the purpose of computer software is to help them to accomplish things. Software is *applied* to a variety of tasks, processes, and methods—for example, documentation (word processing), accounting, and picture manipulation—so each of these is called an **application**.

On first thought, the best way to create an application is to arrange all of it in *one* big group, but when an application has several major tasks, it's better to break up them into multiple units (**programs**), one for each major task. Further, it seems that the best way to arrange each program is consecutively, from beginning to end; this is known as **procedural** or **fall-through** code.

But *software* is fundamentally changeable, as opposed to hardware, which is fundamentally *unchangeable*, or firmware, which is hardware with switches (for logical options). And software has never occurred in completely consecutive steps; that began with the basic concept of **branching**—selecting the next step based on a condition while the program is running (executing). Over time, the more flexible software needed to be, the more complex branching became, and changing an application came to require *a lot* of searching through code to figure out execution paths—the actual order of the steps.

To *manage* branching, the concept of **structuring** software came about. Most succinctly put, this grouped the steps *between the branches*, creating a *logical organization*, with each branch *referencing* a group. Further, this created **modules**, *isolated* pieces of software, and even *categorized* them, meaning that different modules could accomplish the same types of things. It reduced searching significantly, but changing an application still required making changes in multiple pieces of code to accomplish a single functional change and figuring out how to improve one function without harming another.

To manage branching *better*, and especially to manage changes, the concept of organizing the groups into *functional* units became popularized, effectively extending modularization, isolation, and categorization. These units are commonly called **objects**, and the functional grouping is commonly called **object orientation**. This organization essentially helped to *centralize* code changes and make the pieces *more independent* of each other. With it, a functional change became much more self-contained (**encapsulated**) and safe.

## Whole Consistency (Part I)

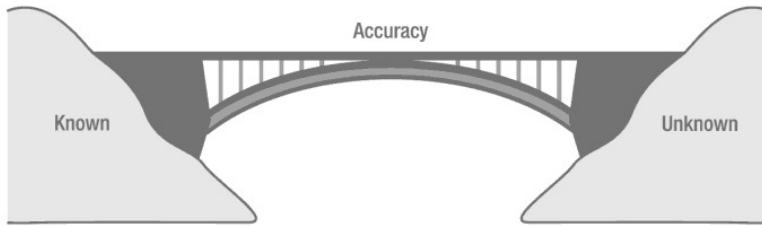
The principles of object orientation have made the processes of software development simpler. But, from its most introductory teaching, the principles themselves have commonly been made too complex. Further, this has led to the exponential complexity that comes with trying to have an off-the-shelf approach to every conceivable situation; so development is again becoming more and more of an effort, instead of less and less. This is because of the overhead of extensive conformity—and the fact that required closely related code modules effectively result in just structured software with more referencing. (This is also the fundamental flaw that many structured software veterans see, causing them to stay away from newer technologies.)

The vast benefits of object-oriented software require investments of managing and working with complex designs, which include many interdependent and dynamic components. Misunderstandings, large and small, about these complexities detract from the designs' effectiveness, blatantly and esoterically. And, compared with the earlier orientations, most of the techniques of object orientation are each only a *slightly* different approach to a task, with a different name; sometimes, the name is the *only* thing that is different. But a few things are *significantly* different, and the complication is that these are what the rest fall around. Over the years, as the popularity of object orientation has spread, designers and engineers have developed many pointed strategies for improving their effectiveness. But more comprehensive—more fundamentally effective—strategies tend to elude them, and far too many projects still fail, because knowing only technical devices is not enough.

There is a growing movement to simplify—to keep systems as simple as possible, as often as possible—to minimize developmental overhead. Much the way systems have historically needed to be overhauled, at a higher level, there is a growing movement to fundamentally overhaul the world of object-oriented software and its development. This higher level of overhaul becomes more necessary because of the open nature of the industry's evolution, specifically facilitated and intensified by the self-contained changeability of object orientation, which allows one group's changes to be plugged into several others'. Very effectively, however, this higher level of overhaul incorporates the newer technology of “hot swapping”, because it must be driven by mental shifting—seeing existing, functional systems in new ways. This maximizes derived practical effectiveness. (It also allows all of those structured veterans to make the leap that they haven't yet.) And understanding how the spectrum of concepts fits together allows simplification without loss of power.

## Orientation: Comparisons Among Objects and Structures (Chapter One)

Forget the fancy vocabulary. Forget the structure bashing. Forget the idea that object-oriented software is completely different from structured software. It *is* different thinking, but it really just requires a *solid* overview to clearly see how they are very much the same behind the scenes. And structured software veterans can leverage what they already understand from structures.



Further, there are established keywords and explanations of some aspects of object orientation that are misleading, so they unnecessarily complicate overall comprehension. For example, ambiguous meanings show a lack of accuracy: commonly in object orientation, “parent” and “child” are used to describe both object *definition* relationships and object collection relationships, and these relationships entail very different things. Most directly here, instead of the *leap* that is commonly required to get the feeling of object orientation, accuracy provides an easy bridge. This book delineates both the standard and more accurate vocabularies, so whenever the standard words are misleading, the more accurate words can simply be mentally substituted.

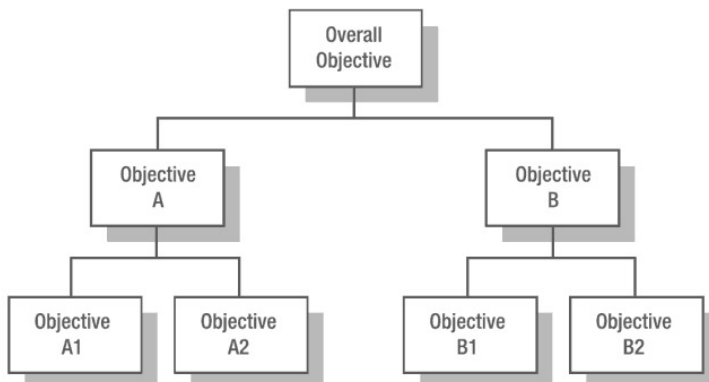
Sometimes, differing words for the same thing are reasonably driven by differing points of view—differing contexts. In fact, the history of software has had *many* instances of one entity being seen in multiple ways. Among many other benefits, being able to understand everything from a consistent point of view eliminates the frequent need for extra effort at figuring out context.

And two things should be kept in mind:

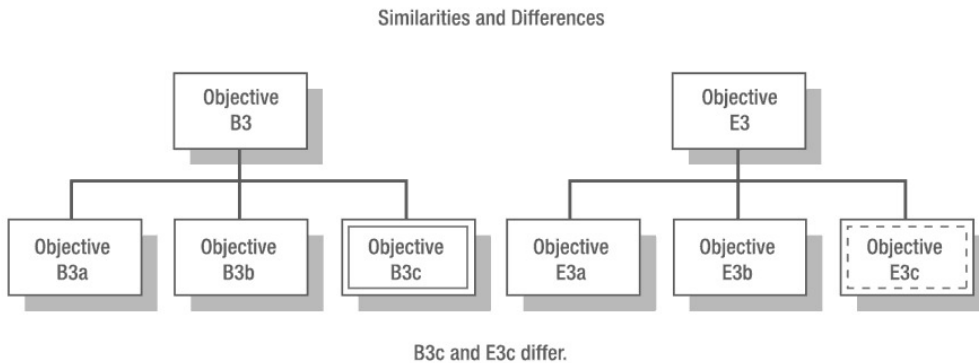
- *Procedure* orientation was the *prestructured* orientation.
- The structured software development process has created a great deal of excellent software.

### Related to Designing

Structured Designing



The first thing that is needed in this overview is a comparable overview of the structured software development process. Ultimately, the structured process requires a system analysis that arrives at a design of **a hierarchic structure of objectives**, from the most general to the most specific. At all levels, this defines data items and what happens to them (processes). With each level of the hierarchy ordered chronologically, the system functions are clear. At that point, scenarios (also known as **use cases**) can be run through the structure, chaining the components in execution sequence, as a cross-check to make sure that nothing is missed. The structure also directly accommodates data flow diagrams (and process flow diagrams, which aren't really necessary when data flow diagrams are geared to low-enough levels of the system structure—but that's a later subject). It even includes the code-level objectives; structured programs are contiguous subsets of the overall system structure. Common functions are usually repeated and tailored to each particular usage.



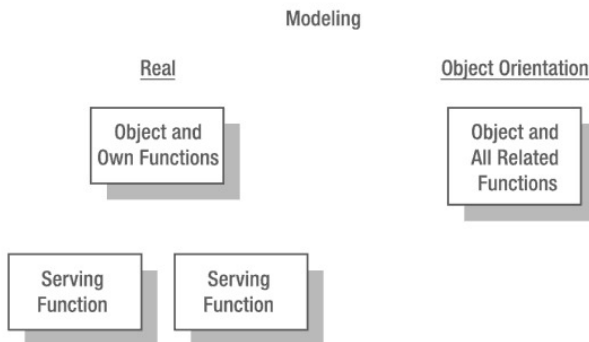
The object-oriented software development process requires a system analysis that arrives at a design of **a network of sets of objectives**. This puts more focus on the functions than just how they fit into the system. The object-oriented process actually can continue from the point of the scenarios running through the structure. *Objects are defined by the similarities and differences between the execution scenarios.* This includes varying degrees of likely future scenarios, both common and system-specific. The combinations of similarities and differences define how code can be shared. A parallel to this can be found with conditional combinations—“and” and “or” conditions, sometimes with multiple sets of parentheses, in an “if” test—in their separation into progressing segments—with individual tests. Objects can then be further separated by whether shared segments are (very) closely related.

Of course, there are very different ways of looking at the object-oriented development process, especially as familiarity brings feeling for objects. Other views prove to be more direct, but this one can always serve as context for them. Universally, the most critical skill, in *any* orientation, is the ability to recognize patterns—commonalities, differentiations, and *dependencies*.

Taking a good look, it can be seen that *any application of an object-oriented network still requires the structured linking of objects*; in other words, the practical usage of object orientation still fundamentally requires an aspect of structured development. In many

cases, no code, in any form, is written without an application in mind; there, at the very least, code can be created more independently than in pure structured development. This even allows *pieces* of systemwide functionality to be explicitly coded. Before this approach, the only way to handle pieces of functionality was with standard methods (protocols). Ultimately, object orientation is a very thorough way of approaching the traditional separation of shared code into utility programs.

The well-known idea of software objects is that they model objects that physically exist in the real world. Their data and processes are seen to be *characteristics*. But one reality of software objects is that they can also model objects that don't (yet) physically exist in the real world; these are conceptual objects. Looking at that more broadly, every built object that does physically exist was a conceptual object first; in other words, every physical object was a mental object first. And, often, there's no justification for building the physical object; but software is more flexible. This includes that a conceptual object can be shared with—in other words, implicitly duplicated for—other objects.



However, in an even more fundamental way, each object isn't really based on a real object; it's more based on functions that a real object *needs*. The significant practical difference between the two concepts is that interobject checks and balances are needed in the real world because of the factor of a lack of object integrity, but this factor doesn't exist in software. A very good example is that, in the real world, an employee can't be relied on to do his or her own payroll with complete integrity, but this is a perfect function to have in an employee object, simply because it serves the employee. This understanding is commonly utilized but not much mentioned. Commonly, a description of a particular class is that it "represents" a particular real object; here, it can be helpful to mentally substitute the word "serves".

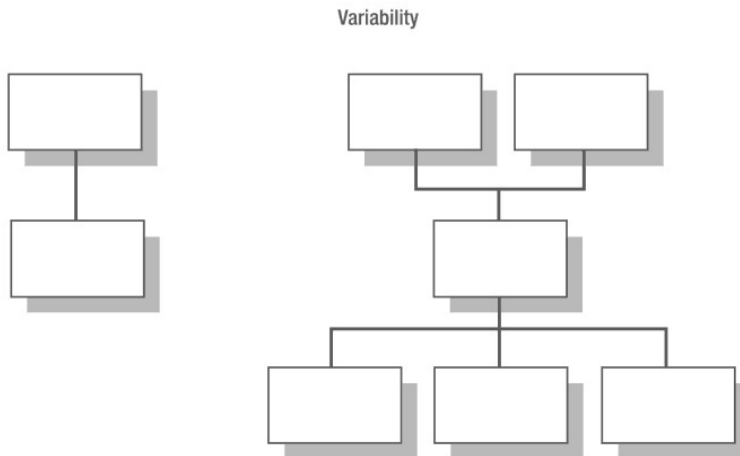
## Bi-design: Object-Oriented Designing Strategies (Chapter Two)

The inanimate components of any field of designing can have characteristics of being alive. The most effective designing requires feeling that phenomenon. It requires deeply



understanding the components, individually and collectively, and balancing all of their needs at the same time; it requires orchestration. And it requires a *dedicated* thought process. As they are in many things, simple philosophies are the best guide through all levels of designing. Also, the biggest reason why there is a gap between cutting-edge (research-developed) designing techniques and everyday (business-practiced) ones is that the organization and length of common teaching techniques make it too difficult both to see the thinking that drives a comprehensive process and to understand how to apply it. This results in an inability to *manage* the process. What's needed is a comprehensive set of simple object-oriented designing philosophies and a dynamic overall strategy for applying them in various situations.

## Interaction Mechanisms



Initial development requires creation of a network of classes *before* they can be combined to create an application, although third-party sets can be acquired and tailored for common functions. Combining sets to more easily create multiple applications requires areas of flexibility. The degree of flexibility that any part of the software must have has a direct impact on how complex its interaction mechanisms must be. Simply put, flexibility is served by a mechanism of variability. This is where objects (and polymorphism) contribute; they are used, in essence, as network variables—logically replacing hard-coded conditionals. This entails some factor of separation (**indirection**) between interacting methods, which is **loose coupling**, instead of **tight coupling**. The mechanism acts as a *translator*, typically between parts of the class's implementation or between its interface and its implementation.

A very simple example of indirection and loose coupling is a mathematical one. It's possible to programmatically convert a number from any base to any other base by converting to and from a constant base. For example, instead of converting directly from base 2 (binary) to base 16 (hexadecimal), converting from base 2 to base 10 (decimal), and then

base 10 to base 16, yields the same result. And, with this configuration, any beginning and ending bases are possible with no further programming. (Because letters are used for digit values above 9, the highest practical base is 36—10 numerals + 26 letters.) This concept also relates to the properties of probabilities: the possible permutations—combinations considering sequence—of two factors are the possibilities of each, multiplied by the other; being able to deal with them separately is usually much less overall work. It's also why digital (representative individualized) processing has much more power than analog (quantitative overall) processing.

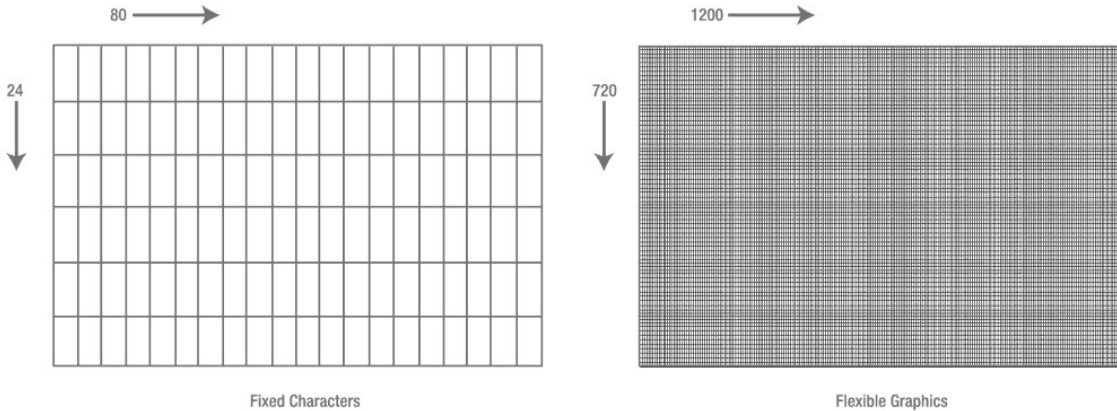
These loosely coupled parts are each a *type* of class (or part of a class); they each specialize in a particular type of role. This understanding brings object-oriented designing up another level. It's then fairly easy to see how individual parts of the same type can be swapped for each other, and how a team (an interdependent collection) of types of parts can be needed to build a whole logical function. While a usage of loose coupling is more difficult to comprehend, a usage of tight coupling is more difficult to change. Tight coupling means that parts are directly dependent on each other, which means that changes in one part are more likely to adversely affect other parts and thus require more changes. So, tight coupling (direct dependence) cascades the effects of changes.

It's very enlightening, here, to take a look at a bit of software history. When there was very little memory available for any one program, programs were very restricted in size; each was, therefore, a functional module. As memory availability grew, so did programs; few developers recognized the value of the interdependent pieces of code. The most popular thing to do was the easier thing, which didn't include the extra considerations of the ability to directly swap one piece of code for another; consequently, *the inherent modularity was lost*. It can easily be seen that those extra considerations at that time could have caused object orientation to become popular much earlier in software's history; it can easily be seen that the trends of software designing might actually have just gone in the wrong direction at that time.

Across all of the object-oriented systems that have ever existed, all of the countless interaction mechanisms have been of only a relatively few types; all of the interaction mechanisms of any particular type have common characteristics (components and behaviors). These types are commonly known as **design patterns**, and learning them makes designing simpler and smoother. Ultimately, they are standardized techniques for manipulating interaction variables. But it should be clearly understood that these are *design* patterns, not *designing* patterns, which are part of what are commonly known as methodologies. A pattern of designing *needs* and ways to serve them defines a designing pattern (which includes an analyzing phase). There are many designing patterns, from many sources, public and private—and the public designing patterns must be tailored to best serve each (private) environment.

Software creation requires iterations of analyzing, then designing, and then programming (which is really the lowest level designing). The best software design creation requires thorough understanding of all of the levels and how to best manage them. To clarify how the various types of mechanisms fit together, it's very helpful to understand that interaction

Display Examples



Also, user interfaces grew to include a degree of formatting. Each of the positions on each of the lines of the screen became identified by its coordinates, so many pieces of information could be addressed in one interface. Eventually, a **graphical user interface (GUI)** was made possible through the much finer coordinates of picture elements (**pixels**).

Early on, computers were *huge*—taking up to entire warehouses. Over time, multiple-user computers became *much* smaller, even as they became much more powerful. Again independently, the idea of one user interface per *very* small (personal) computer grew; over time, these computers went from having very little power to having more power than the warehouse-sized computers of decades earlier. Their growing capabilities spawned the idea of making the large computers even more powerful by using them in place of screens and shifting some of the overall processing to them. So, each of the small computers became a *client* of a large computer, which became a *server* of the application. Most directly, the client and the server are not the computers but corresponding *software* on the computers.

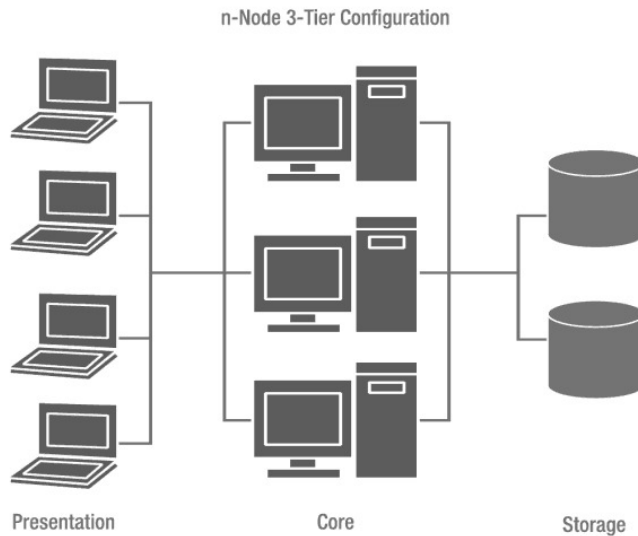
---

The client and the server are software.

---

Eventually came the idea of connecting servers, to form a *network*; this *distributed* processing and storage among many computers. Later came the idea of connecting networks, to form the *internet*. By comparison, this made an unconnected network an internal network, or *intranet*. The internet has both public and private networks; a public subset of the internet, the **World Wide Web (WWW)**, is commonly *referred to* as the internet or “the web”. Then, another version of both mouse and keyboard client interfaces, the network browser, even gave the internet (and intranets) interaction capabilities that weren’t available through any other configuration. Although networks can transmit any types of files, the web is commonly thought of in the context of *viewing* through a browser.

The 3-tier design can be applied on a single computer or a client/server configuration, using the client for the presentation tier and the server for the core (middle) tier and the storage tier. The storage tier can even have a separate server, to shift some heavy processing; this is a level of indirection. (In a context focused on the core/storage relationship, the software that manages the usage of this type of server has been called **middleware**.) A computer that is used as a server can actually have an application that has existed for a long time—a **legacy** system—and *might* still have users.



Further, there can be *multiple* storage servers. That configuration can even be used for multiple legacy systems, effectively combined by the core tier. Even further, the design can be applied to distributed processing, as multiple *core* servers. So, a single tier can have many instances; this is commonly called **n-tier**, but it's still the 3-tier design, just with  $n$  nodes. The term **enterprise software** refers to an application for shared data, typically among employees of a company; this can actually be applied to any shared configuration, but the term was created for the 3-tier design on the client/server configuration, because of its complexity.

Occurring at the same time as object orientation, and adding to its uses, all of these technologies are also becoming more organized—and more extensive. The newer ones have increasing infrastructure, fairly standardized, built by relatively few organizations. While this significantly intensifies each learning curve, at the same time, it allows designers and programmers to have more and more examples of (usually) very solid software to study and, to varying degrees, pattern after, because the infrastructures are built by experts—developers who are closest to the origin of the technologies or developers who have specific insights. So, this aspect is a compensation; it diminishes the learning curve.

---

Increasing infrastructure both intensifies and diminishes each learning curve.

---

The open nature of the industry defines the industry as a whole as the *collection* of experts. On the other hand, the occurrences of lack of simple philosophy throughout the industry cause this expertise to not be distributed as thoroughly as possible. Further, they cause varying degrees of confusion—which then feeds errors being built on errors. But understanding the various aspects of each design, and how the designs are related, cuts through both of these issues.

For complete context, for a fundamentally thorough demonstration of examples of designing and programming, and to serve simple philosophies, it's very important to understand how user and storage interfaces have been implemented in various hardware and software configurations—and the reasons behind the design decisions. And it's especially important to examine how the later approaches were built on the older ones, sometimes directly, sometimes only logically.

Then, all of this provides strong feeling for possibilities.

## Derived Simplicity (Part II)

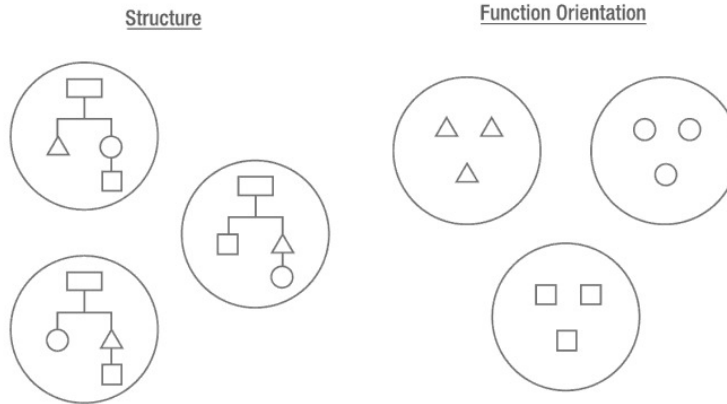
Structured software is very application specific. Object-oriented software is less application specific and very function specific. In fact, structured software could comparably be called **application oriented**. And, looking deeper, objects are actually *logical sets of functions*; object-oriented software could, more completely, be called “function-set oriented” or, more fundamentally, **function oriented**. (Calling the software function oriented is the subject of some debate, because objects have data outside of functions also, but these are separated into function sets by *functionality* and shared by the functions and separate executions of the same function.) And each complex logical function is still structured, in multiple code functions. For conceptual clarity (and fundamental benefits throughout the concepts), function orientation is the name that is generally used in this book.

---

Structured software could comparably be called “application oriented”. And object-oriented software could, more fundamentally, be called “function oriented”; each function is still structured.

---

## Function Organizations



Function-oriented thinking sees application-oriented thinking as fragmenting logical sets of functions and, additionally, unnecessarily duplicating many of those fragments. Without the duplication of fragments, each function—data and processing—is *owned* by a set; other sets must interact with that set to use the function. Developers must know what parameters each function requires and what *all* of its *external effects* are; but this has always been true of utilities. (And, actually, the best designs *separate* any side effect into its own function, allowing selective combination.) The most organized function-oriented approach is to have a database of the functions with “uses” and “is used by” references—as part of an integrated development environment (IDE). These added efforts allow each logical function to occur physically only once, so changes are centralized—and distributed by the computer; ongoing development is facilitated, so the added efforts are an investment in the future.

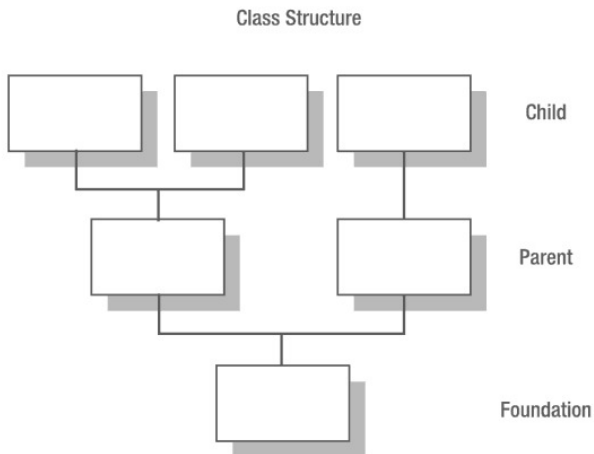
---

The main point of function orientation is easing of the ongoing development effort.

---

Functions *are* the heart of applications, so building *multiple* applications is more *organized* with a well-organized function set network (as is changing a single application). The key is that each set needs to be well defined, because poorly defined sets actually make changing them more complex. This means that each set should have a cohesive *purpose*, and a fairly limited one. A good guide is that a piece of code that benefits from a comment can actually be separated into its own function, or even its own function set, with a name that serves as the comment. A very straightforward example is that input and output for a particular record type should be in a dedicated set; these create what are known as **data objects**. It can be seen that when sets are too large, the structure of the functions dominates the network of the sets—so the system is actually application oriented.

Whereas application-oriented sets perform deep processing on a narrow spectrum of data, function-oriented sets perform shallow processing on a wide spectrum of data. In fact, to application-oriented veterans, function-oriented code can look unreasonably simplistic, so its jumping from module to module can seem pointless. But the limited purpose promotes function independence and, therefore, code swapability; this allows more possible recombinations of sets and, therefore, more possible applications, so that no application is overcommitted. An advantage of a whole logical function over just pieces of application-oriented code is that it is a complete unit; it ensures operational integrity. The ideal for building multiple applications is for there to be very little new design necessary for each new application; that would be like prefabricated development (with adjustable components). That's the whole idea: there's no *magic* in objects.



For perspective, it is very important to remember that both application-oriented and function-oriented systems are only logical views of a system. *The actual system occurs at execution, in a sequence, and that is essentially the same for both.* (This understanding is also very important for debugging and optimizing efforts.) Additional perspective requires some design-level vocabulary. It includes understanding that the word “object” is less-frequently appropriate in function-oriented development than the word “class”. (This overusage is partly a product of overfocus on “object” orientation.) A class defines an object; it’s a classification. So, mostly, a class is a function set in its definition form, and an object is a function set in its usage form. Further, in various ways, a class is thought of internally, and an object is thought of externally. Any object—real-world or software—can easily be *represented* by another object—a symbol or a piece of code—but that’s external; that object is still *served* by the internal.



# Orientation

## Comparisons Among Objects and Structures

**T**his chapter presents several important concepts, old and new, geared to common programming languages.

### Some Other Ramifications

In addition to those delineated in the Introduction, another mechanism that goes into the definition of a class is **composition**, which means that that class has a collection of parts, any of which can have a collection of other parts. A composition structure is, therefore, a true hierarchy. Also, this is a dynamic system, because each piece can be a part of multiple collections. Comparing the two, inheritance and composition are both one class's usage of another class (and composition can even be one class's recursive usage of itself), but composition requires instantiation of the used class; in other words, it requires an object. This means that inheritance allows modification of the used class (in that usage), but composition does not. It means that inheritance is an open usage, while composition is a closed usage; it means that inheritance uses a class as a "white box", and composition uses it as a "black box". (More abstractly, it's like inheritance opens a class for update, and composition opens it read-only.) But composition also "wraps" its used classes in functionality, allowing for a reasonable degree of functional modification, without the compound static restrictions of inheritance. In the class structure sense, a "wrapper" is just an added layer. By the way, the fact that composition is a hierarchy is a direct clue to the fact that that aspect of function orientation is actually still application oriented.